



---

# Strategic Planning 2023

Community Task Force - Meeting #1  
January 10, 2023

---



---

## Strategic Planning

To develop a multi-year **Strategic Plan** for North Olmsted City Schools that is rooted in sound educational practices, community expectations and reality.

---



---

## PROCESS:

1. Individual depth interview of community leaders to gauge “starting point”
  2. Internal Task Force Meetings
  3. Stakeholder Committee Sessions
  4. Online survey available to full community
-



---

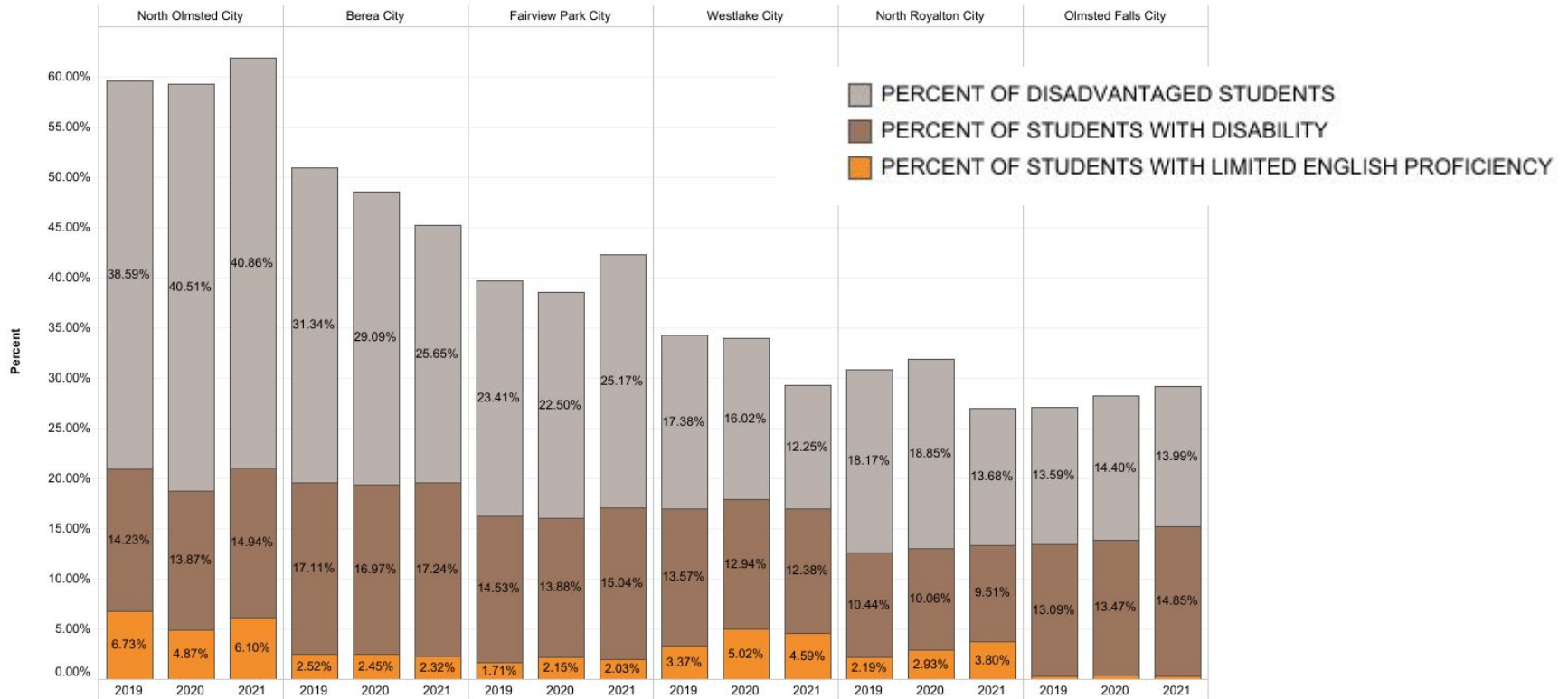
## OUTCOME:

1. A series of big picture goal statements, supported by initiatives
  2. A system to measure progress on initiatives and goals, with timelines and responsible parties
  3. Updated mission, vision and core value statements
  4. A plan to communicate the process and outcome to the greater community
-

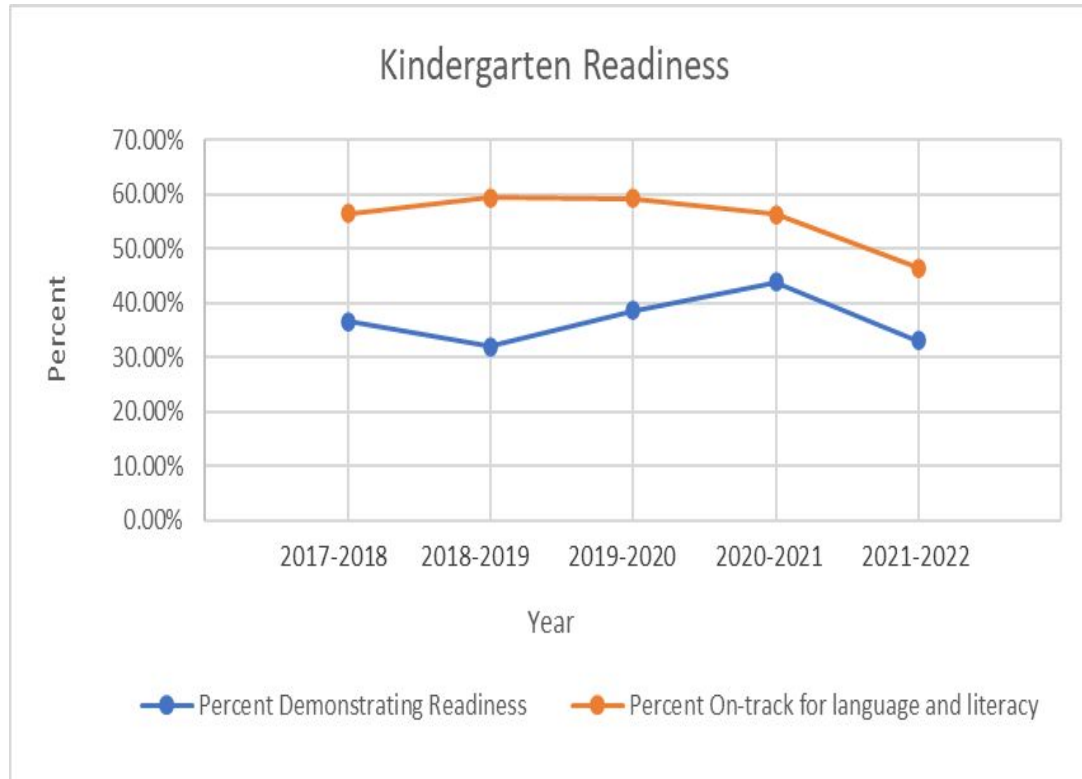
# Introductions

**Where we are now**

# Student Demographics



# Kindergarten Readiness 2017-2022



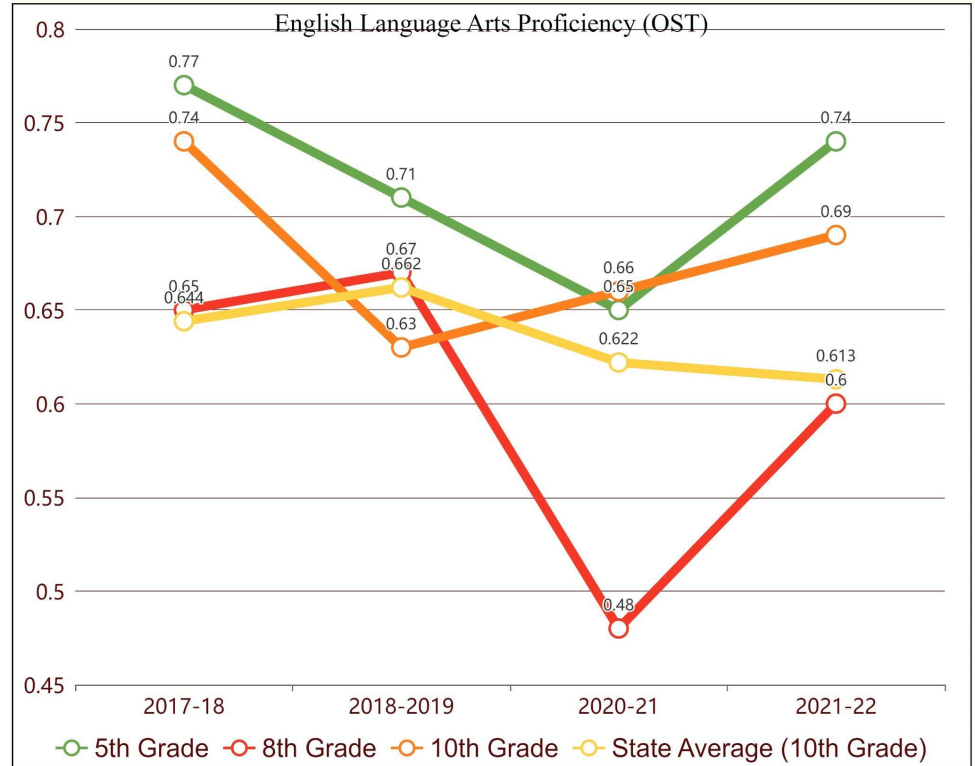
\*Data pulled from Kindergarten Readiness Assessment



# Performance Update

## English-Language Arts

- These numbers were pulled from the Ohio State testing proficiency scores from 2016-2022.
- All grades (5th, 8th, and 10th) experienced decline in the 2020-21 school year because of the pandemic but overall, scores have improved or stayed consistent since 2016-17, despite setbacks caused by the pandemic.
- Students in grades 4-8 have made more progress than expected in English-LA according to the Ohio State School Report Card.

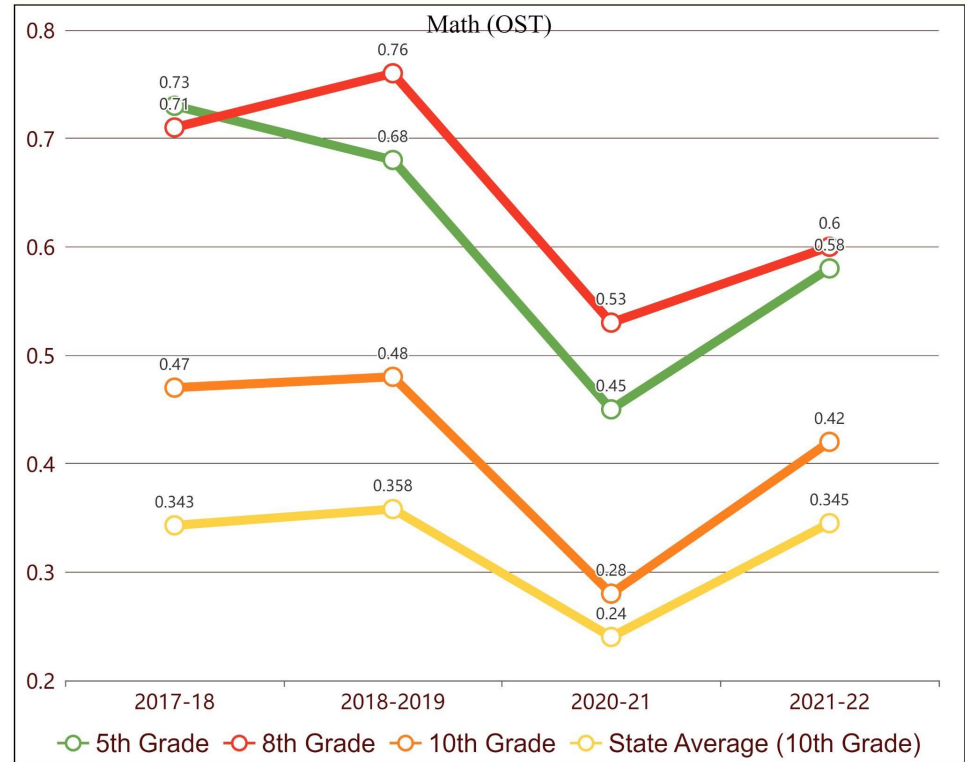


\*2019-2020 had no testing due to COVID-19

# Performance Update

## Math

- Consistent with English, math scores were impacted by the pandemic, with lower scores in the 2020-21 school year.
- All grades portrayed experienced a rebound in the most recent school year.
- That being said, 4th & 5th Grade students made less progress than expected in math according to the Ohio State Report Card.
- 6th-8th grade students made more progress than expected according to the Ohio State Report Card.

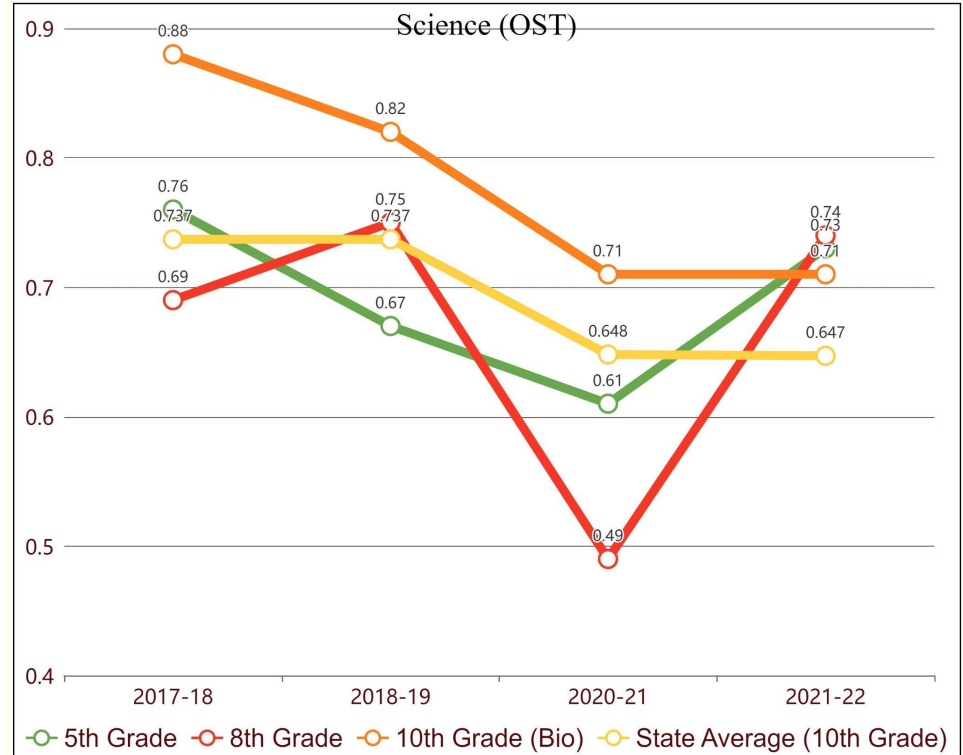


\*2019-2020 had no testing due to COVID-19

# Performance Update

## Science/Biology

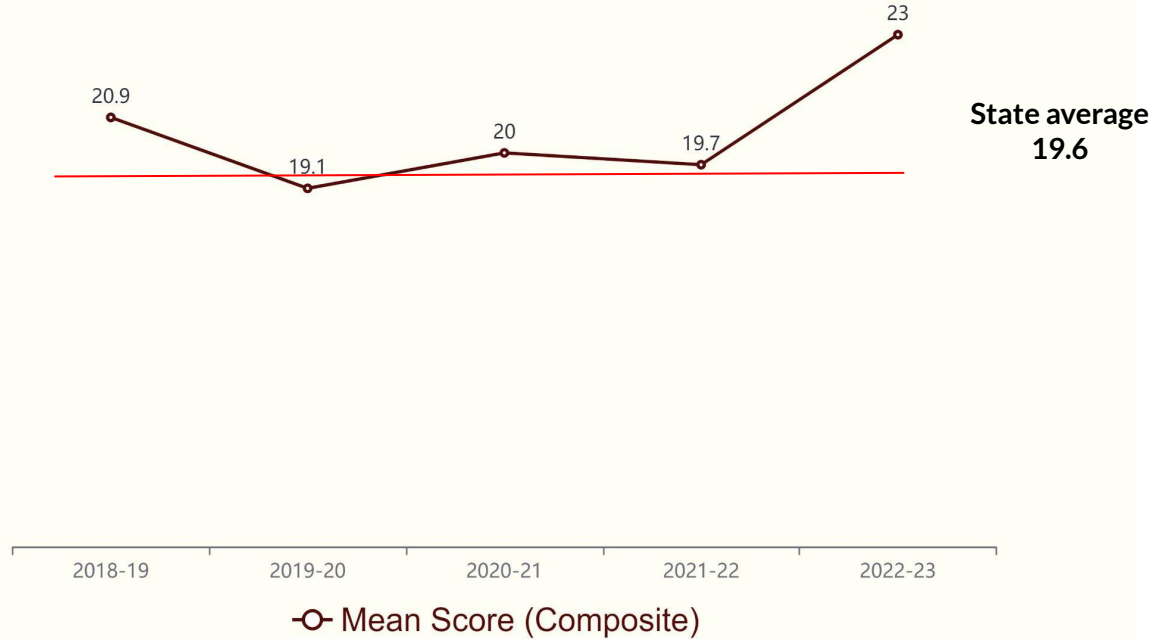
- Students in 8th Grade jumped from 46% in the 2020-21 school year to 74% proficiency in the 2021-22 school year, a significant improvement.
- 5th grade science scores have declined since the 2016-17 school year.
- Students in grade 4-8 made progress similar for to the statewide expectation in terms of science scores according to the Ohio State Report Card.



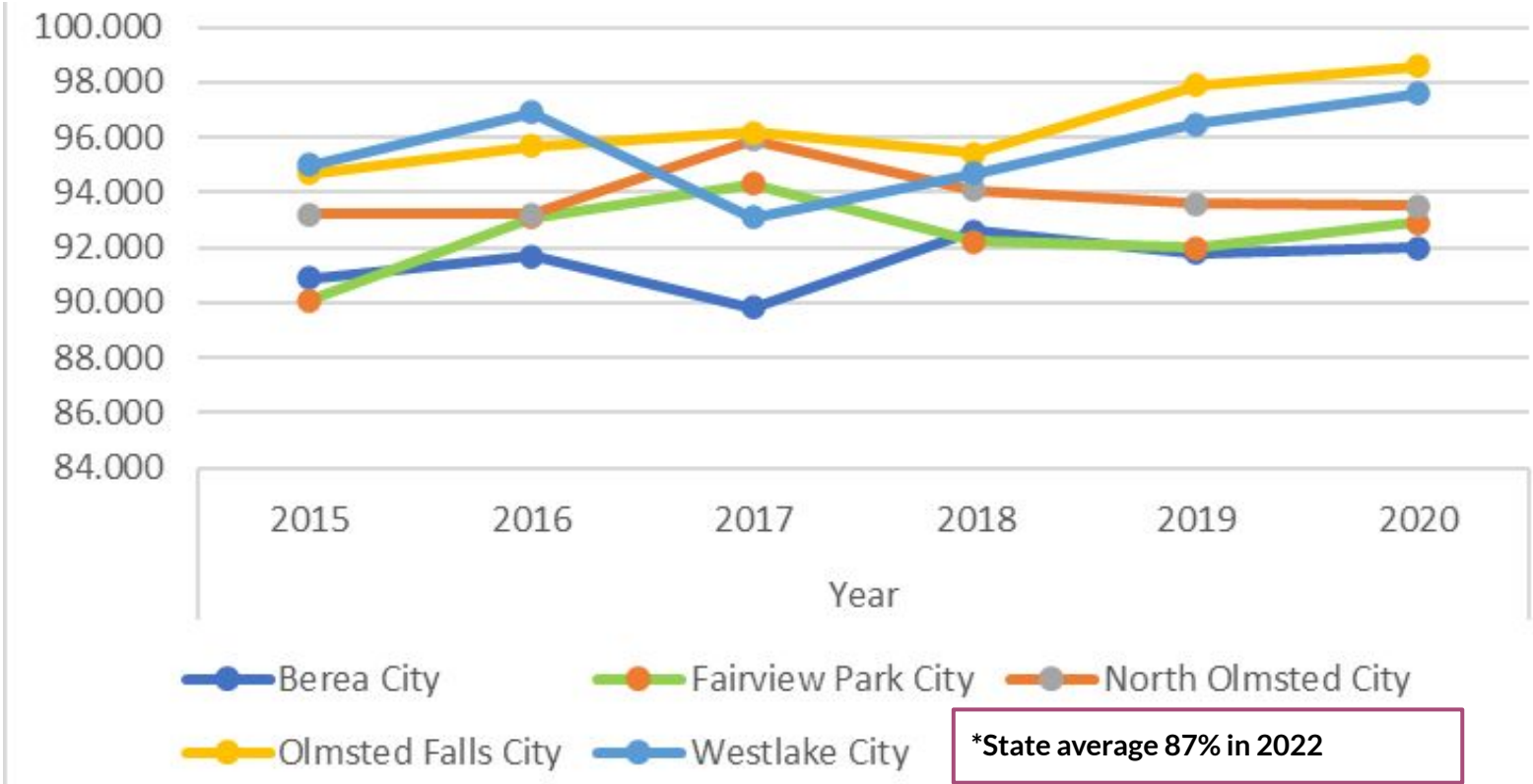
\*2019-2020 had no testing due to COVID-19

# ACT Data

## 11th Grade ACT Scores



# Graduation Rates

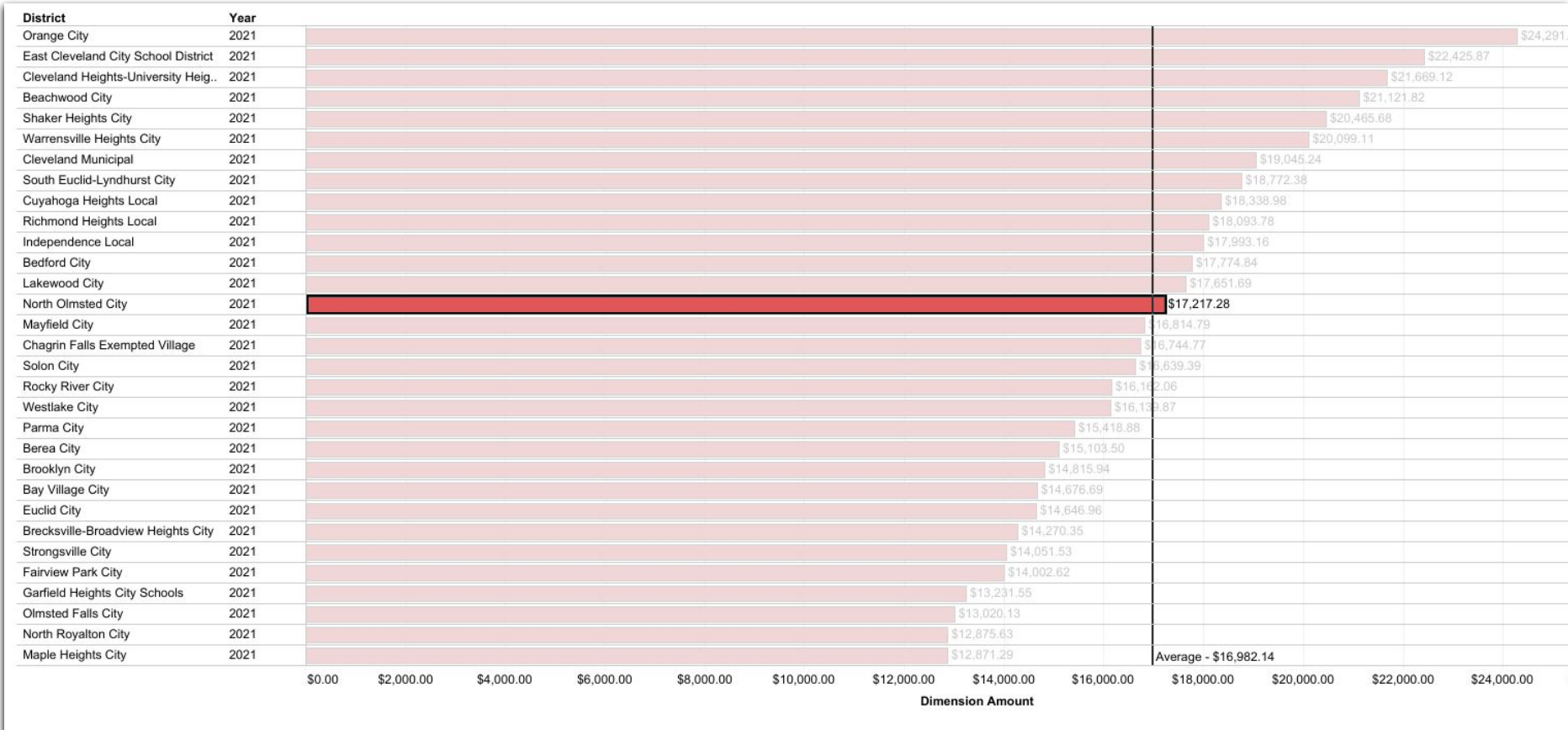


# NOCS Tax Comparison

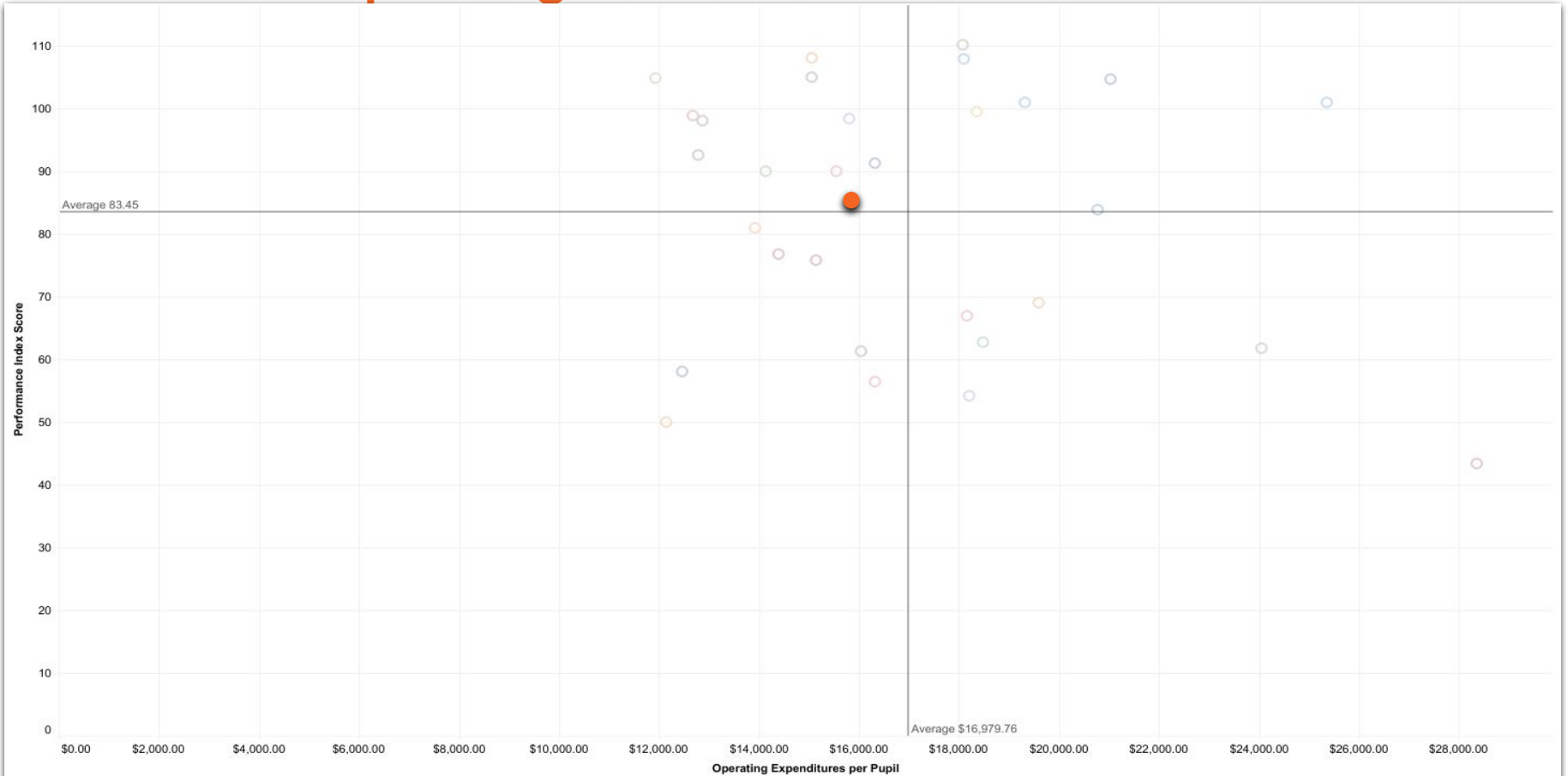
**Tax Rates**  
 Source: Ohio Department of Taxation



# Per Pupil Spending 2021



# Per Student Spending and Performance Index Score 2022





# 2021-22 State Report Card



## Graduation Rate

This component looks at the four-year graduation rate and the five-year graduation rate.



(Four Stars)

## Progress

This component looks closely at the growth all students are making based on their past performances.



(Four Stars)

## Gap Closing

This component looks at different subgroups of students and their academic performance.



(Five Stars)

## Early Literacy Component Rating

This component measures reading improvement and skills for students in kindergarten through third grade.



(Three Stars)

## Achievement

This component represents whether student performance on state tests met established targets and how well students performed on tests overall.



(Three Stars)

Rating	Rating Description
5 Stars	Significantly exceeds state standards
4 Stars	Exceeds state standards
3 Stars	Meets state standards
2 Stars	Below state standards
1 Star	Significantly below state standards

# Where we are going

- In the last year, we have reduced staff by 52 and closed two elementary schools
- With passage of November issue, we will begin design of new elementary school
- One elementary building helps align curriculum, streamline operations, provide more student opportunities
- Your input will be part of the design process, to ensure the design meets our strategic goals
- Operating budget is stabilized through FY2027
- We can focus on the future, instead of fixing facility and logistics issues

# Our Process

- **Community Input**: In-Depth Community Leader Interviews  
(Complete)
- **Work Sessions** of Internal Task Force & Stakeholder Committee  
(Now-April)
- **Community Research**: Community-Centered Online Survey  
(Feb/Mar)
- **Delivery**: Operationalize and Present Final Strategic Plan  
(May)

**What are the major community or global trends that most impact how we should educate students to be prepared for the world and their future?**

**What skills must our students  
need to have to address these  
global or regional trends?**

# Next Steps

- Meeting #2- Additional data review & provide input into goals - **January 31 at 6pm**
- Meeting #3 - Facilities Vision Session I-**February 13 - 4pm-7pm**
- Meeting #4- Develop key goals- **February 28 at 6pm**
- Meeting #5- Facilities Vision Session II - **March 2 - 4pm-8:30pm w/Dinner**
- Meeting #6- Finalize Strategic Plan - **March 28 at 6pm**
- *Board Meeting on **May 15 to Adopt Strategic Plan at 6pm***